

PACKARD
Industries, Inc.

NAVA FSTM

VQS ➡ **QUICKSHIP**
FREESTANDING MODULAR FURNITURE



NAVA FS

- VQS** ➡ Indicates product available on the NAVA and NAVA FS Quickship Program
- See p. 2 for Ordering, Freight and **VQS** ➡ Quickship Program Terms
 - See p. 4 for Fabric and Finish Selections
 - See p. 75 for Storage & Filing, p. 83 for Computer Accessories, and p. 85 for Seating

EFFECTIVE APRIL 2, 2008
PLEASE USE THESE 2001 COMBINED LIST PRICES PLUS 17%!

CALL: (800) 253-0866


53

FAX ORDERS TO: (269) 684-2422


COMPLETE UNITS

**Basic Work Units
Price Each**

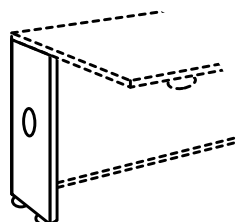
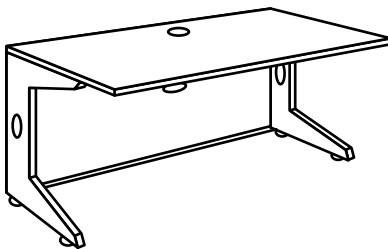
Desk Unit Configuration (D)
Two Full Panel Ends



Return Unit Configuration (R)
*One Full Panel End, One C-Leg
(Universal—Left or Right)*



Bridge Unit Configuration (B)
Two C-Legs



Optional Narrow Panel End

24" Deep

	Nominal Size	Part No.	Price Each	Weight
VQS ⇒	24"d x 30"L x 29"h	VFS_-2430 (D, R, or B)	\$348.	54#
VQS ⇒	24"d x 36"L x 29"h	VFS_-2436 (D, R, or B)	\$366.	60#
VQS ⇒	24"d x 42"L x 29"h	VFS_-2442 (D, R, or B)	\$404.	69#
VQS ⇒	24"d x 48"L x 29"h	VFS_-2448 (D, R, or B)	\$412.	75#
VQS ⇒	24"d x 60"L x 29"h	VFS_-2460 (D, R, or B)	\$454.	86#
VQS ⇒	24"d x 66"L x 29"h	VFS_-2466 (D, R, or B)	\$490.	94#
VQS ⇒	24"d x 72"L x 29"h	VFS_-2472 (D, R, or B)	\$498.	102#

30" Deep

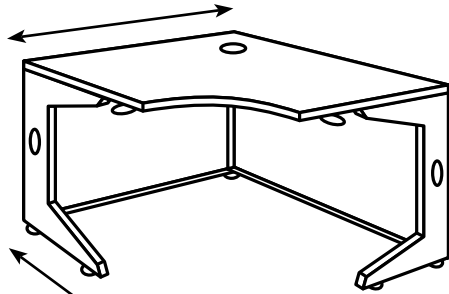
	Nominal Size	Part No.	Price Each	Weight
VQS ⇒	30"d x 30"L x 29"h	VFS_-3030 (D, R, or B)	\$382.	71#
VQS ⇒	30"d x 36"L x 29"h	VFS_-3036 (D, R, or B)	\$406.	77#
VQS ⇒	30"d x 42"L x 29"h	VFS_-3042 (D, R, or B)	\$446.	87#
VQS ⇒	30"d x 48"L x 29"h	VFS_-3048 (D, R, or B)	\$454.	97#
VQS ⇒	30"d x 60"L x 29"h	VFS_-3060 (D, R, or B)	\$516.	106#
VQS ⇒	30"d x 66"L x 29"h	VFS_-3066 (D, R, or B)	\$524.	114#
VQS ⇒	30"d x 72"L x 29"h	VFS_-3072 (D, R, or B)	\$554.	120#

VQS ⇒ Available on Quickship.

- Specify Basic Work Unit configuration TYPE:
 D = Desk (Two Full Panel Ends)
 R = Return (One Full Panel End, One C-Leg)
 B = Bridge (Two C-Legs)
- Price each includes 4 Grommets: one in Worksurface, one in Modesty, and one in each End. Price each also includes Full Modesty Panel and Wire Management Channel.
- Order Pedestals separately, p. 76.
- Narrow Panel End can be specified instead of C-Leg on Return and Bridge Units at no upcharge. IF NARROW PANEL ENDS ARE SPECIFIED, UNITS WILL NOT FREE-STAND INDEPENDENTLY.
- Typing height available at no upcharge. Please consult the factory.
- Refer to "Ordering Basic Work Units," p. 64.

Corner Units Price Each

36," 42," or 48" Long



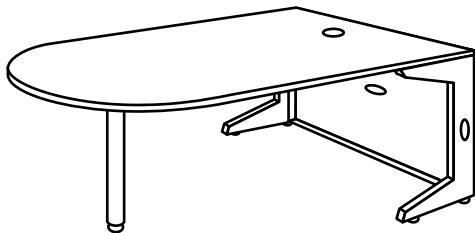
24" or 30"
Deep

	Nominal Size	Part No.	Price Each	Weight
VQS ➡	24"d x 36"sq. x 29"h	VFSC-2436	\$530.	92#
VQS ➡	24"d x 42"sq. x 29"h	VFSC-2442	\$582.	104#
VQS ➡	30"d x 48"sq. x 29"h	VFSC-3048	\$608.	125#

VQS ➡ Available on Quickship.

- Price each includes 5 Grommets—one in Worksurface, one in each Modesty, and one in each C-Leg. Price each also includes 2–Full Modesty Panels, Wire Management Channels, and 1–Rear Support Leg.
- Worksurfaces are pre-drilled to accept AKP-4 Keyboard Pad.
- Other sizes available on Standard Lead Time. Please consult the factory.
- Narrow Panel Ends can be specified instead of C-Legs on Corner Units at no upcharge.

Peninsula Units Price Each

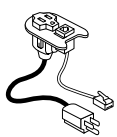


	Nominal Size	Part No.	Price Each	Weight
VQS ➡	30"d x 60"L x 29"h	VFSP-3060	\$568.	89#
VQS ➡	30"d x 72"L x 29"h	VFSP-3072	\$584.	97#

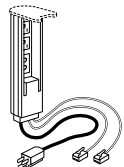
VQS ➡ Available on Quickship.

- Price each includes 4 Grommets—one in Worksurface, one in Modesty, and one in each C-Leg. Price each also includes Full Modesty Panel, Wire Management Channel, and Support Leg.
- Narrow Panel Ends can be specified instead of C-Legs on Peninsula Units at no upcharge.

Grommet Electrical



GE-1: 1–Duplex,
1–Phone/Data

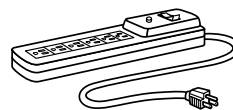


GE-2: 2–Duplex,
2–Phone/Data

	Part No.	Price Each	Weight
VQS ➡	GE-1 Surface Mount	\$80.	2#
VQS ➡	GE-2 Concealed	\$148.	2#

- VQS ➡ Available on Quickship.
- Fits all Grommet locations.
 - Specify Data Connector types. Please consult the factory.
 - Color: Black

Wall Outlet Multi-Strip Price Each



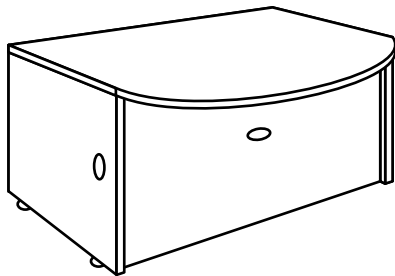
VQS ➡

	Part No.	Price Each	Weight
VQS ➡	MS-1	\$64.	1#

- VQS ➡ Available on Quickship.
- Color: Natural

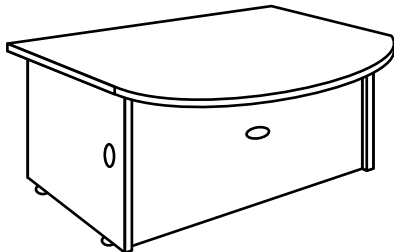
Bow Top Desk Units Price Each

Client-Side Overhang: Configuration C



Full Panel Ends - 6" Front Overhang

Full Overhang: Configuration F



Full Panel Ends - 6" Front Overhang, 3" Side Overhang

30" Deep (at Center)

	Nominal Size	Part No.	Price Each	Weight
VQS ⇒	30"d x 66"L x 29"h	VFB_-3066 (C or F)	\$540.	98#
VQS ⇒	30"d x 72"L x 29"h	VFB_-3072 (C or F)	\$570.	106#

36" Deep (at Center)

	Nominal Size	Part No.	Price Each	Weight
VQS ⇒	36"d x 66"L x 29"h	VFB_-3666 (C or F)	\$622.	116#
VQS ⇒	36"d x 72"L x 29"h	VFB_-3672 (C or F)	\$652.	127#

VQS ⇒ Available on Quickship.

• Specify Overhang TYPE:

C = Client-Side (Front Overhang Only)

F = Full (Front and Sides Overhang)

• Price each includes Full Modesty Panel and Wire Management Channel.

• 30" Units are: 24" deep at Worksurface edge, 30" deep at center.

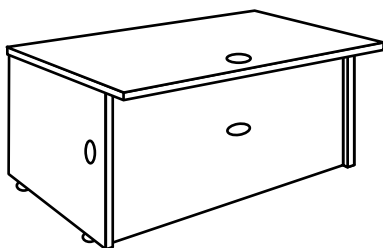
• 36" Units are: 30" deep at Worksurface edge, 36" deep at center.

• Grommet can be specified in Worksurface at no upcharge.

• Order Pedestals separately, p. 76.

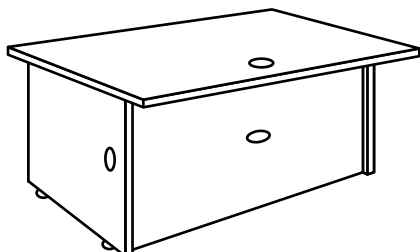
Overhang Desk Units Price Each

Client-Side Overhang: Configuration C



24" Deep Panel Ends - 6" Front Overhang

Full Overhang: Configuration F



24" Deep Panel Ends - 6" Front Overhang, 3" Side Overhang

	Nominal Size	Part No.	Price Each	Weight
VQS ⇒	30"d x 66"L x 29"h	VFO_-3066 (C or F)	\$524.	102#
VQS ⇒	30"d x 72"L x 29"h	VFO_-3072 (C or F)	\$554.	108#

VQS ⇒ Available on Quickship.

• Specify Overhang TYPE:

C = Client-Side (Front Overhang Only)

F = Full (Front and Sides Overhang)

• Price each includes Full Modesty Panel and Wire Management Channel.

• All Units have 30" deep Worksurfaces with 24" deep Panel Ends.


• Order Pedestals separately, p. 76.

Mobile Desk Units
Price Each

24" Deep

	Nominal Size	Part No.	Price Each	Weight
VQS ⇒	24"d x 30"L x 28"h	VFMD-2430	\$378.	54#
VQS ⇒	24"d x 36"L x 28"h	VFMD-2436	\$398.	60#
VQS ⇒	24"d x 42"L x 28"h	VFMD-2442	\$434.	69#
VQS ⇒	24"d x 48"L x 28"h	VFMD-2448	\$444.	75#

Mobile Desk Units
Two Full Panel Ends



30" Deep

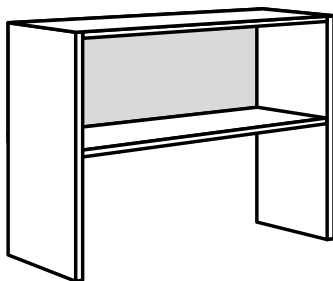
	Nominal Size	Part No.	Price Each	Weight
VQS ⇒	30"d x 30"L x 28"h	VFMD-3030	\$414.	71#
VQS ⇒	30"d x 36"L x 28"h	VFMD-3036	\$436.	77#
VQS ⇒	30"d x 42"L x 28"h	VFMD-3042	\$478.	87#
VQS ⇒	30"d x 48"L x 28"h	VFMD-3048	\$486.	97#

VQS ⇒ Available on Quickship.

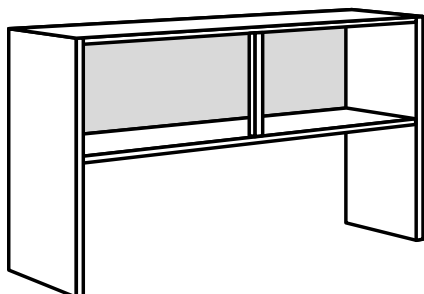
- Price each includes 4 Grommets: one in Worksurface, one in Modesty, and one in each End. Price each also includes Full Modesty Panel, Wire Management Channel, and Casters.
- Order Pedestals separately, p. 76.
- Soft-wheel Casters for non-carpeted areas available at no upcharge. Please consult the factory.

NAVA FS

Overhead Shelf Units



30"/36"/42"/48" Wide: Single Opening

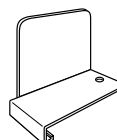


60"/66"/72" Wide: Separated Opening

	Nominal Size	Part No.	Price Each	Weight
VQS ⇒	30"w x 13"d x 34"h	VFSU-30	\$222.	47#
VQS ⇒	36"w x 13"d x 34"h	VFSU-36	\$234.	52#
VQS ⇒	42"w x 13"d x 34"h	VFSU-42	\$248.	57#
VQS ⇒	48"w x 13"d x 34"h	VFSU-48	\$258.	62#
VQS ⇒	60"w x 13"d x 34"h	VFSU-60	\$282.	71#
VQS ⇒	66"w x 13"d x 34"h	VFSU-66	\$294.	75#
VQS ⇒	72"w x 13"d x 34"h	VFSU-72	\$306.	80#

VQS ⇒ Available on Quickship.

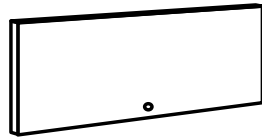
- Price each includes Shelf Back Panel.
- Order optional Flipper Door Fronts separately.
- Order optional Tack Boards separately.
- Please see p. 84 for Tasklights.




Shelf Dividers
(4 per pkg)

SD-1	\$60.	2#
------	-------	----

Flipper Doors for Overhead Shelf Units
Price Each



30"/36"/42"/48" Wide: Single Door



60"/66"/72" Wide: Double Door

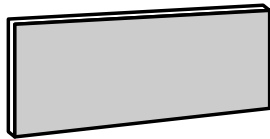
	Nominal Height	Width	Part No.	Price Each Baked Enamel	Price Each Fabric Front	Weight
VQS ➡	15"	x 30"	VFFD-30	\$140.	\$200.	7#
VQS ➡	15"	x 36"	VFFD-36	\$144.	\$202.	8#
VQS ➡	15"	x 42"	VFFD-42	\$146.	\$206.	9#
VQS ➡	15"	x 48"	VFFD-48	\$152.	\$212.	10#
VQS ➡	15"	x 60"	VFFD-60	\$258.	\$348.	14#
VQS ➡	15"	x 66"	VFFD-66	\$262.	\$352.	15#
VQS ➡	15"	x 72"	VFFD-72	\$264.	\$354.	16#

Add for Keyed Alike	KEYD	\$16.
---------------------	------	-------

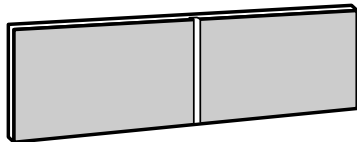
VQS ➡ Available on Quickship.

- Price each includes lock with removable core.
- Doors fit existing Overhead Shelf Units. All hardware included.

Tack Boards for Overhead Shelf Units
Price Each



30"/36"/42"/48" Wide: Single Tack Board



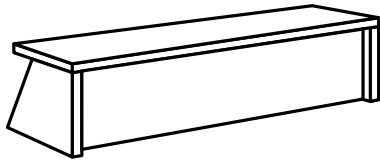
60"/66"/72" Wide: Double Tack Board

	Nominal Height	Width	Part No.	Price Each	Weight
VQS ➡	20"	x 30"	VFTB-2030	\$128.	10#
VQS ➡	20"	x 36"	VFTB-2036	\$136.	12#
VQS ➡	20"	x 42"	VFTB-2042	\$144.	14#
VQS ➡	20"	x 48"	VFTB-2048	\$152.	16#
VQS ➡	20"	x 60"	VFTB-2060	\$220.	19#
VQS ➡	20"	x 66"	VFTB-2066	\$230.	22#
VQS ➡	20"	x 72"	VFTB-2072	\$236.	24#

VQS ➡ Available on Quickship.

- Price each includes steel back panel for installation into Overhead Shelf Unit.
- 60" and wider includes steel Wire Management Septum between Tack Boards.
- Tack Boards can only be used with Overhead Shelf Units.

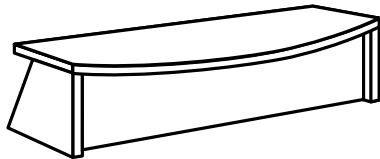
Counter Top Risers
Price Each



Nominal Size	Part No.	Price Each	Weight
12"d x 30"L x 12"h	VFCT-30	\$196.	22#
12"d x 36"L x 12"h	VFCT-36	\$206.	27#
12"d x 42"L x 12"h	VFCT-42	\$226.	32#
12"d x 48"L x 12"h	VFCT-48	\$230.	37#
12"d x 60"L x 12"h	VFCT-60	\$262.	42#
12"d x 66"L x 12"h	VFCT-66	\$272.	45#
12"d x 72"L x 12"h	VFCT-72	\$286.	50#

• Price each includes tackable, fabric-covered inside surfaces and countertop.

Bow Top Counter Top Risers
Price Each

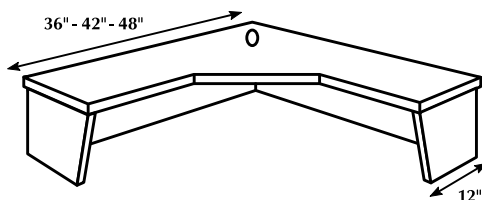


15" Deep (At Center)

Nominal Size	Part No.	Price Each	Weight
15"d x 30"L x 12"h	VFBC-30	\$246.	23#
15"d x 36"L x 12"h	VFBC-36	\$258.	28#
15"d x 42"L x 12"h	VFBC-42	\$284.	33#
15"d x 48"L x 12"h	VFBC-48	\$288.	38#
15"d x 60"L x 12"h	VFBC-60	\$328.	44#
15"d x 66"L x 12"h	VFBC-66	\$340.	47#
15"d x 72"L x 12"h	VFBC-72	\$358.	52#

• Price each includes tackable, fabric-covered inside surfaces and countertop.

Corner Counter Top Risers
Price Each



Nominal Size	Part No.	Price Each	Weight
12"d x 36"L x 12"h	VFCCR-36	\$498.	46#
12"d x 42"L x 12"h	VFCCR-42	\$446.	54#
12"d x 48"L x 12"h	VFCCR-48	\$578.	64#

• Price each includes tackable, fabric-covered inside surfaces, countertop, and one Grommet.

NAVA FS

Accessories

- Additional items which may be added to a basic requirement. Order in addition to basic items.

1)



Part No. Price Each

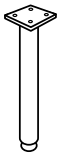
1) 4 oz. Touch-up Paint with Brush

TU	\$14./Ea.
----	-----------

Replacement Parts

- Items already included in pricing. Order as replacement items.

1)



2)



3)



Part No. Price Each Weight

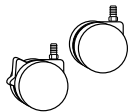
1) Comfortop Support Leg

CSL	\$110./Ea.	6#
RSL	\$48./Ea.	1#
DCB	\$18./Pr.	1#
CAS-2	\$26./Pr.	N/A
CCAP	\$4./Pr.	N/A
VPE-2428	\$126./Ea.	11#
VPE-3028	\$136./Ea.	17#
VCL-28	\$116./Ea.	12#
VPN-28	\$108./Ea.	9#

2) Corner Unit Rear Support Leg

3) Diagonal Corner Brace (pair)

4)



4) Caster Set (1-Locking, 1-Standard, pair)

5) C-Leg Caps (pair)

5)

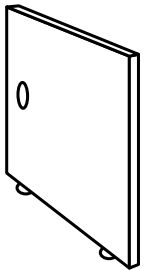


6) Full Panel End 2428

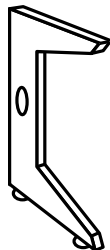
7) Full Panel End 3028

8) C-Leg

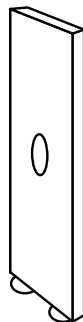
6) - 7)



8)



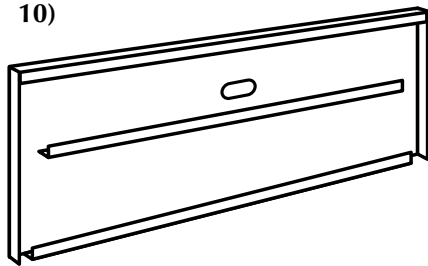
9)



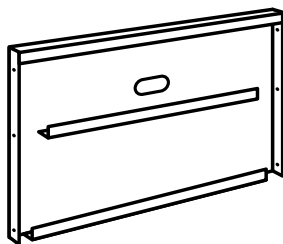
Replacement Parts

• Items already included in pricing. Order as replacement items.

10)



Standard Unit Modesty Panel (For Desk, Return, Bridge and Peninsula Units)



Corner Unit Modesty Panel (For Corner Units ONLY)

10) Modesty Panels


Nominal Height	Nominal Length	Part No.	Price Each	Weight
28" x 30"		VMPS-2830	\$112.	12#
28" x 36"		VMP_-2836 (S or C)	\$118.	14#
28" x 42"		VMP_-2842 (S or C)	\$126.	16#
28" x 48"		VMP_-2848 (S or C)	\$134.	18#
28" x 60"		VMPS-2860	\$140.	20#
28" x 66"		VMPS-2866	\$148.	22#
28" x 72"		VMPS-2872	\$156.	24#

- For 36," 42," and 48" long, specify Modesty Panel TYPE:
 S = Standard Unit Modesty Panel
 C = Corner Unit Modesty Panel
- Corner Unit Modesties are 1" narrower than Standard Modesties.
- Order **TWO** (2) Corner Unit Modesties to build a complete Corner Unit.
- Price each includes Grommet and Wire Management Channel.
- Refer to "Ordering Modesty Panels," p. 65.

Special Pricing Upcharges

Upcharge for Perforated Modesty Panel on any NAVA FS Unit	Add 5% to COMPLETE UNIT Price Each
Upcharge for High Pressure Laminate on any NAVA FS Unit	Add 20% to COMPLETE UNIT Price Each

• Please consult the factory.



EXAMPLE LAYOUT #4: DRAWING


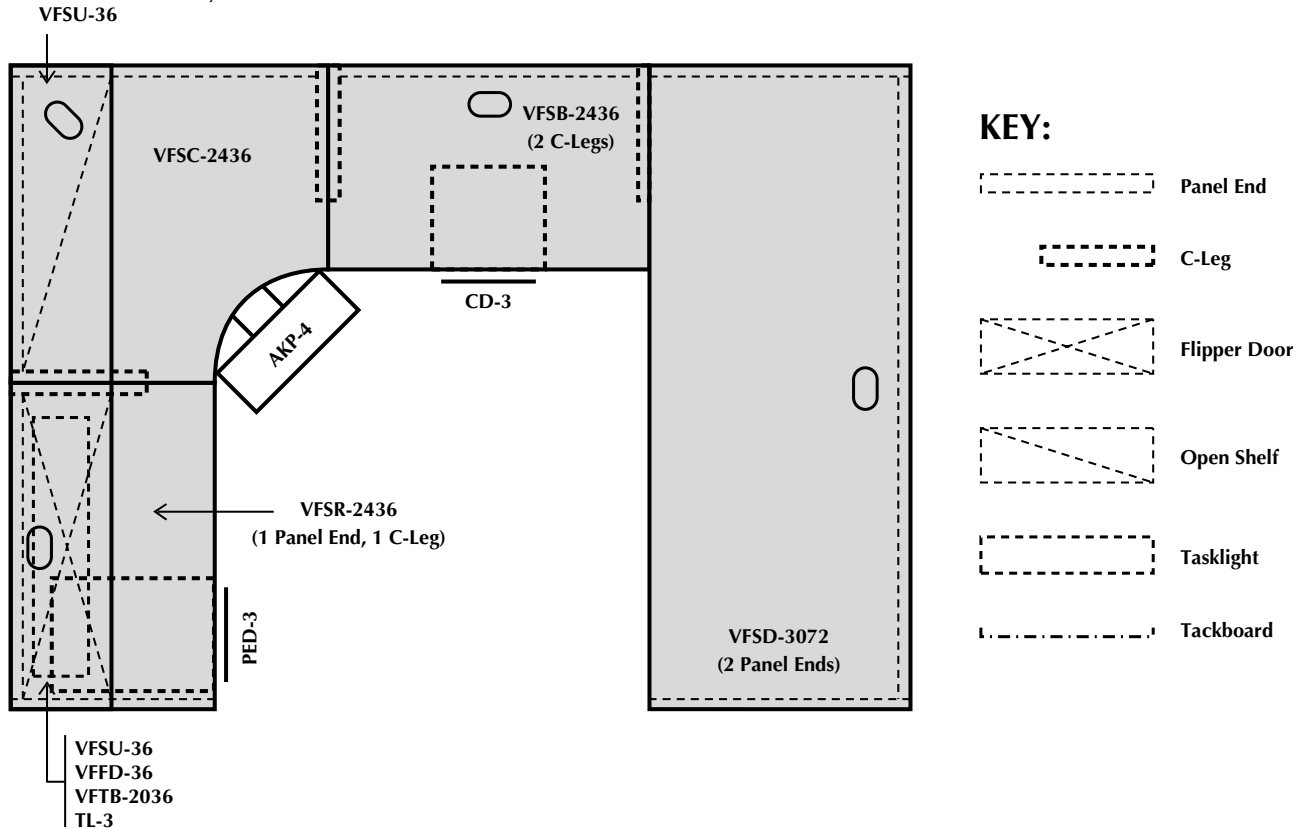


Illustration #1: Layout Sketch



EXAMPLE LAYOUT #4: PARTS LISTING

Item	Qty	Part #	Description	Unit LIST	Amount
Work Units	2	VFS-2436	24"d Work Unit, 36"L	\$	\$
			Qty Desk (D) : ____ Qty Return (R) : 1 Qty Bridge (B) : 1		
	1	VFS-3072	30"d Work Unit, 72"L	\$	\$
			Qty Desk (D) : 1 Qty Return (R) : ____ Qty Bridge (B) : ____		
	1	VFSC-2436	24"d Corner Unit, 36" sq.	\$	\$
Electrical	1	GE-2	Pop-Up Grommet Electrical/Data	\$	\$
Storage/Accessories	2	VFSU-36	Overhead Shelf Units, 36"w	\$	\$
	1	VFFD-36	Flipper Door for Overhead, 36"w, w/ lock	\$	\$
	1	VFTB-2036	Tackboard for Overhead, 36"w	\$	\$
	1	TL-3	Task light, 25"w	\$	\$
	1	CD-3	Center Drawer	\$	\$
	1	AKP-4	Adjustable Keyboard Pad	\$	\$
	1	PED-3	22"d Mobile Pedestal, Box/Box/File Drawers	\$	\$
TOTAL LIST PRICE:				\$.
LESS DISCOUNT:				-	(\$. .)
NET PRICE:				=	\$.
(NO CHARGE if over \$11,000.00 LIST. ADD DISCOUNTED FREIGHT SHOWN if under \$11,000.00 LIST) PLUS FREIGHT:				+	\$.
DELIVERED NET PRICE:				=	\$.

IN GENERAL:

- Please also refer to "Terms and Conditions of Sale" p. 2.
- Begin by making a layout drawing or simple sketch for accurate ordering and installation (illustration #1). Your drawing should include:
 - Room dimensions with location of walls, columns, and obstructions.
 - Furniture layout with all available dimensions.
 - Location of aisles, components, Transpower electrical, and power source if panels are to be electrified. Include your drawing when faxing orders to Packard.
- Using your sketch, make a list of the parts you will need to order, using the NAVA Fax Cover Form. This form is designed as a simple checklist to help you "walk through" the components, options, and finishes that must be specified for a complete order.
- All orders must be accompanied by a complete, **signed** purchase order. **PACKARD CANNOT ENTER ORDERS WITHOUT COMPLETE INFORMATION** including the following:
 - Purchase order number and date
 - Correct and complete **bill to** and **ship to** information
 - Freight terms: **collect, prepaid, or prepaid and add** to the NET material invoice
 - Salesperson's name, phone and fax numbers
 - Any special **mark for** information
 - Detailed product information including product description; model number and quantity; heights, finishes, and type of glass; and any special notes.
 - VQS** ⇨ Quickship or Standard delivery (see "Delivery" p. 2).
 - Your layout drawing.
- Fax your purchase order to **Order Expediting at (269) 684-2422.**
- Packard will acknowledge your order with our standard form. This acknowledgement will also contain pricing information and expected shipping dates. **It is the customer's responsibility to check this acknowledgement for accuracy, and notify Packard immediately of any inaccuracies, as no order changes are possible after 24 hours from receipt of your VQS ⇨ Quickship order, 7 days from receipt of your standard lead time order.**

COMPLETE UNITS

ORDERING NAVA FS™ BASIC WORK UNITS:

- Desk, Return, and Bridge Units are priced each and include Worktop, full Modesty Panel, and two Ends.
- Assembly is required. All hardware is included.
- Price each includes 4 Grommets—one in the Worksurface, one in the Modesty Panel, and one in each End. Price each also includes Wire Management Channel.
- All Desk, Return, and Bridge Units will freestand independently.
- All Panel End Legs and C-Legs are fully **REVERSIBLE** (left-to-right) and **INTERCHANGEABLE** (a C-Leg can be substituted by a Panel End Leg, and so on).
- Narrow Panel Ends can be specified on Return and Bridge Units at no upcharge. **UNITS BUILT WITH NARROW PANEL ENDS WILL NOT FREESTAND INDEPENDENTLY.**
- You must specify the Basic Work Unit size and configuration **TYPE**. Each unit is available in 3 configuration **TYPES** (illustrations #2–4).

illustration #2:

“D” Desk Unit: Two full Panel Ends.

Example: a 30" x 72" Desk Unit is specified as VFSD-3072




illustration #3:

“R” Return Unit: One full Panel End and one C-Leg.

Return Units are universal and fully reversible left-to-right.

Example: a 30" x 72" Return Unit is specified as VFSR-3072




illustration #4:

“B” Bridge Unit: Two C-Legs.

Example: a 30" x 72" Bridge Unit is specified as VFBS-3072




illustration #5:

NAVA FS™ Worksurface Dimensions							
Nominal Length	30" “A” Top	36" & 36" Corner “A” Top	42" & 42" Corner “A” Top	48" & 48" Corner “A” Top	60" & 60" Peninsula “B” Top	66" “B” Top	72" & 72" Peninsula “B” Top
Actual Length	29-3/4"	35-3/4"	41-3/4"	47-3/4"	57-3/4"	63-3/4"	69-3/4"

ORDERING OVERHEAD SHELF UNITS, FLIPPER DOORS, AND TACK BOARDS:

- **Overhead Shelf Units** are priced each and include Top and Bottom Shelves, and Shelf Back Pan. Price each on 60" and wider cabinets includes Shelf Septum.
- Assembly is required. All assembly hardware included.
- Order the Overhead Shelf Unit that corresponds to the Worksurface length on which it is to be placed.
- The Top Shelf Pan on all Overhead Shelf Units is pre-drilled to retrofit **Flipper Door Fronts** at any time. If the Unit is to be used simply as an Open Shelf, the pre-drilled holes are concealed. To retrofit an existing Overhead Shelf with Flipper Door Fronts, simply order the Flipper Door of corresponding width.
- To order a complete Flipper Door Unit, order both the correct Overhead Shelf Unit, and the Flipper Door Front of corresponding width.
- Order **Tack Boards** separately, by specifying the Tack Board of corresponding width. Overhead Units may be used with or without Tack Boards.

REPLACEMENT PARTS

ORDERING NAVA FS™ WORKSURFACES:

- Please consult the factory for assistance with proper dimensions on all replacement parts for NAVA FS Units.
- Replacement Worksurfaces can be ordered from the NAVA **SYSTEMS** Price Section.
- **Worksurfaces** are priced each and include one Grommet and one Joining Kit, with screws.
- Note that if you are ordering NAVA **SYSTEMS** Worksurfaces as replacement tops to build NAVA FS Work Units, you must be sure the Worksurfaces are the correct length as specified in the NAVA FS Worksurface Dimension Chart (illustration #5).
- **Corner Radius Worksurfaces** are priced each and include one Grommet and one Rear Support Leg, with screws.
- **Peninsula Worksurfaces** are priced each and include one Grommet and one Comfortop Support Leg, with screws.

ORDERING NAVA FS™ FULL HEIGHT MODESTY PANELS:

- **Modesty Panels** are priced each and include one Grommet and built-in Wire Management Channel.
- If you are ordering Modesty Panels for use with existing NAVA **SYSTEMS** Worksurfaces be sure that the existing Worksurfaces are the correct length as specified in the NAVA FS Worksurface Dimension Chart (illustration #5).
- **Corner Unit Modesties** are available in 36," 42," and 48" lengths. When ordering Modesties in these sizes, you must specify the Modesty Panel TYPE (illustrations #6 and 7).
- Note that Corner Unit Modesties are 1" narrower than the Standard Modesties. Corner Unit Modesties can also be identified by the 3 pre-drilled holes in the end flanges (illustration #7).
- You must order **TWO** (2) Corner Unit Modesties to build a complete Corner Unit.
- Order Diagonal Corner Braces separately.

illustration #6: "S" Standard Modesty Panel
Example: a 48" Standard is specified as VMPS-2848

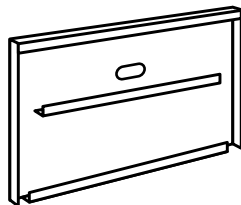
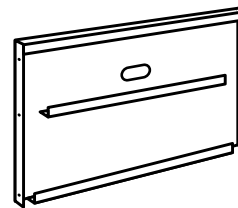


illustration #7: "C" Corner Modesty Panel
Example: a 48" Corner is specified as VMPC-2848



NAVA FS

ORDERING NAVA FS™ END SUPPORTS:

- All End Supports are priced each and include one Grommet, and screws.
- When ordering **Full Panel Ends**, specify 24" or 30" deep to correspond to the Worksurface depth.
- Note that Work Units built with **Narrow Panel Ends** **WILL NOT FREESTAND INDEPENDENTLY.**
- C-Legs are one size and fit both 24" and 30" deep Worksurfaces.
- Order Diagonal Corner Braces separately.

NAVA FS SPECIFICATIONS

In General: NAVA FS Freestanding Desk Units shall be of modular construction to permit assembly of desk and overhead storage components in a variety of flexible configurations. Each desk component shall be capable of freestanding independently for individual use. Minimal tools shall be required for ease of assembly. Standard finished desk height shall be 29," with 1" adjustment via leveling glides. 60" and wider Desk Units shall be sized to permit "panel wrapping" with NAVA™ Systems Partitions. All components shall ship unassembled, with all assembly hardware included. Low-profile Narrow Panel Ends shall be available as an option. Units built with Narrow Panel Ends will not freestand independently, and must be used in a workstation configuration.

Material: Best quality steel, paint and hardware. External surfaces shall be uniform and free of defects. All painted surfaces are spray coated with specially formulated high temperature baked enamel.

Desk Components: Desk, Bridge, and Return Units shall be of similar construction, and are determined by the leg support configuration. Under carriage chassis shall be constructed of heavy gauge formed steel, and consist of a full height modesty panel, C-legs, and/or Panel End Legs. Leg supports are attached via sliding steel interlock channels, are reversible left-to-right, and interchangeable to permit easy replacement. Final attachment to the underside of the Worksurface shall be via fast-twist wood screws and pre-drilled alignment holes. All modesty panels and end support legs shall include grommet access as standard. Modesty panels shall include a heavy gauge steel wire management channel for convenient routing of power and communication cables. A wide variety of Worksurface lengths shall be available to fit small or awkward spaces.

Overhead Flipper Door Units: Shall be constructed of heavy gauge formed steel. Door mechanism is top quality ball bearing slides which carry the door to an outside-the-box overhead position when open. Flipper Doors shall retrofit to existing Overhead Shelf Units. Doors are finished in baked enamel, or optional fabric, and include locks as standard equipment.

Overhead Shelf Units: Shall be constructed of heavy gauge formed steel, and consist of uprights, storage shelf, top shelf, and shelf back pan. Shelf pans shall be pre-punched to permit the attachment of Flipper Door Fronts at any time. Attachment of the Overhead Shelf Unit to the Worksurface shall be via fast-twist wood screws, con-

cealed by a formed steel access panel. The bottom shelf pan shall accommodate an optional spring-bar mounted task light.

Tackboards: Shall be constructed of fabric covered tackable material, permanently bonded to a medium gauge steel back panel. The steel back panel shall permit easy interlock assembly to existing Overhead Shelf or Flipper Door Units.

Converti-Corner: Accessory shall be of medium gauge formed steel, and slides over the junction of two rectangular Worksurfaces, creating a corner Worksurface. The bottom edge securely fastens to the underside of the Worksurface, and is pre-drilled to accept the optional Adjustable Keyboard Pad.

Worksurfaces: Shall be constructed of 1" thick (nominal dimension), high density particle board, with a thermofused melamine surface and balanced backing material. Melamine shall meet ALA 1992 and NEMA LD3-1991 GP-20 performance standards. 3mm PVC edge band is bonded to all edges, for a trim appearance. Oval grommet in rear center position is standard.

Grommet Electrical: U. L. listed temporary power tap receptacles shall be available to retrofit existing grommet locations. Either flush mount or pop-up concealed power & communications access shall be available.

Finishes: Available in a variety of colors and textures.

Baked Enamel: Metal surfaces shall be cleaned, phosphatized and double sprayed. High solids baked enamel shall be used. Finish shall be electrostatically applied and shall undergo deep-bake cycle at a temperature of 350°F.

Fabric: Fabric shall be 100% polyester. Flame spread-0, fuel contribution-0, smoke developed-14. All above Packard finishes are class "A" fire rated.

Packing: All components shall be shipped in properly designed shipping containers and palletized whenever possible.

Workmanship: Packard products shall be constructed using only the best quality materials and workmanship. There shall be no rough edges or defects.

Performance: System shall meet or exceed BIFMA first generation voluntary desk products tests.

Dimensions: All listed dimensions are nominal. Consult ordering notes or factory for precise dimensions.